

Surface Mount Interior Bus Dome/Cargo Light

#ECVDMLTST w/ metal base

#ECVDMLTST2 w/ polycarbonate base (NEW!)


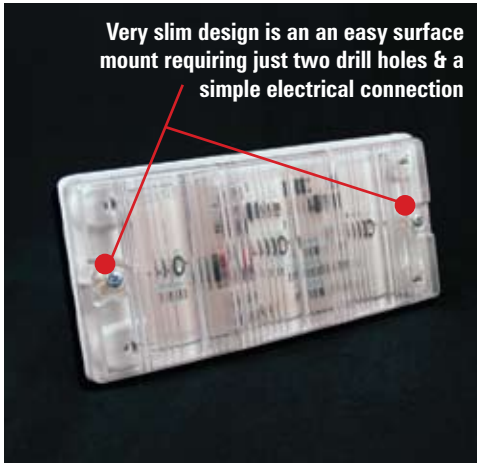
Interior Bus Dome Light w/ Snap-in Brackets

#ECVDMLTSTBRK w/ metal base

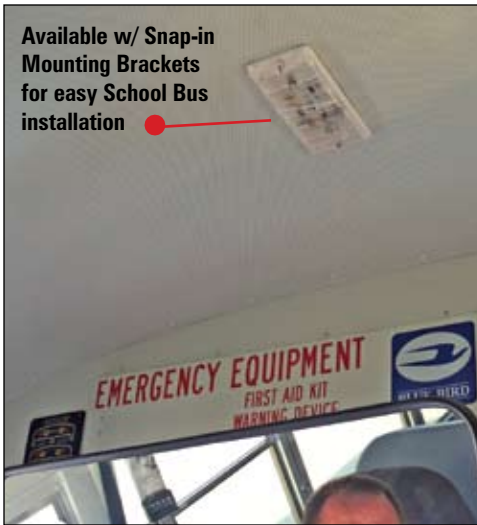
#ECVDMLTSTBRK2 w/ polycarbonate base (NEW!)

**NEW
Product
Release**

Bus Dome/Cargo Light




7.03" l x 3.23" w x 0.75" d



Features

- NEW! Redesigned light (ECVDMLTST2 & ECVMLTSTBRK2) with polycarbonate base, more efficient LEDs has lower price point
- Two versions available - Surface mount design requires just two drill holes & a simple electrical connection or Snap-in Brackets that simply snap into existing bus dome light cutouts for an easy LED retrofit on buses with existing incandescent lights
- Light can be mounted to any interior location for instant bright white illumination where you need it most
- Great for all types of vehicles to illuminate dark spaces like trunk, cargo or compartment areas
- Exclusive lens design disperses maximum amount of light
- Durable polycarbonate lens has a scratch resistant coating
- Long lasting LEDs means no more bulbs to change or stock
- Low amp draw is easy on your vehicle's electrical system @ just 0.91 amps per light
- 10-30 Vdc with operating temperature of -20° C to +65° C (designed for interior use only)
- Reverse Polarity Protected



**SoundOff
Signal**
an employee owned company

1.800.338.7337 / www.soundoffsignal.com

Rev. 0509