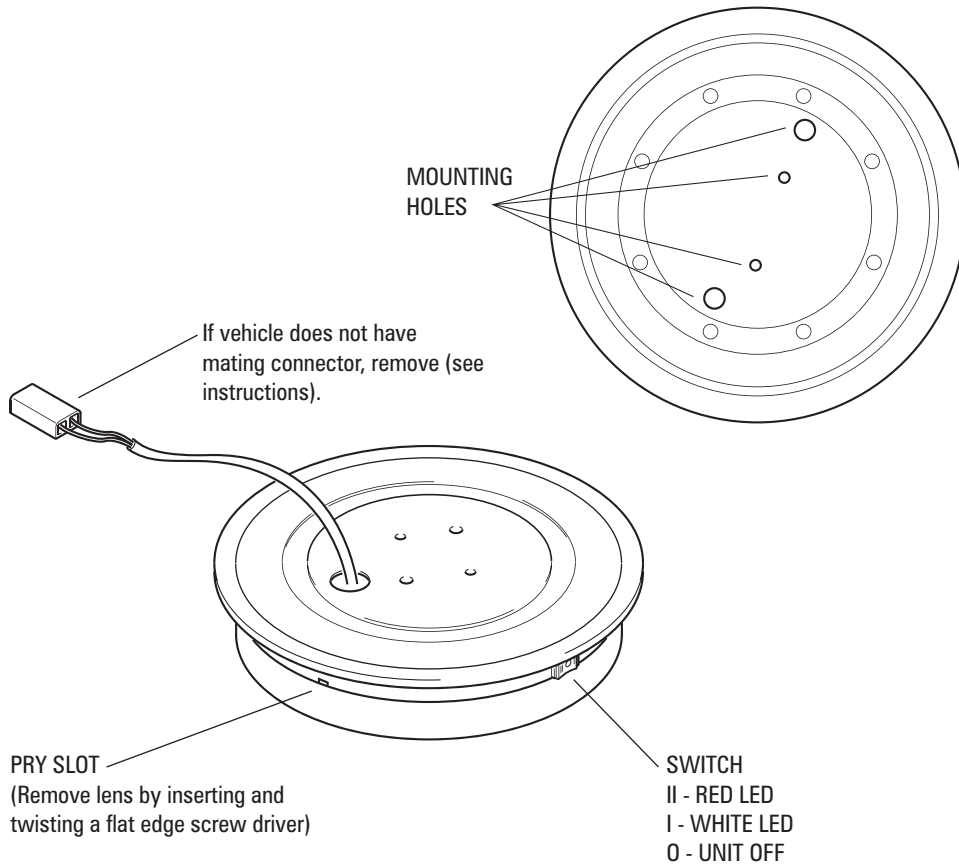


WHITE/RED ALL LED DOME LIGHT

IMPALA/UNIVERSAL MODEL: ECVDMILTØLMP



Please see reverse for Technical Specifications

Important Information

- DO NOT install this product or route any wires in the Air Bag Deployment Zone. Refer to your vehicle Owner's Manual for the location of any air bag deployment zones.



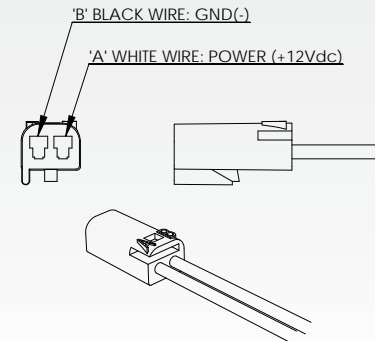
INSTALLATION:

1. Remove the lens from the Dome Light.
2. Using the two (2) holes in the Dome Light Reflector as a template, mark the location of the holes to be drilled.
3. Make electrical connections. If necessary, cut off connector and strip wires 3/8". Black wire is ground (-) and white wire is +10-16Vdc.
3. Mount the Dome Light using two (2) screws.

NOTE

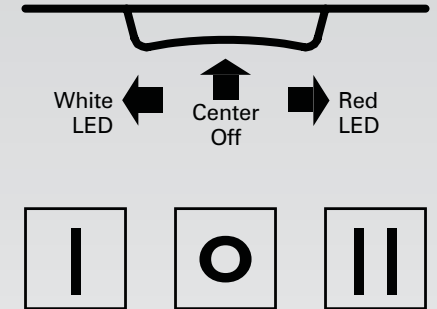
Be careful NOT to drill a hole in the vehicle's roof when mounting the Dome Light in the headliner. Make sure you are drilling into a roof support member and use short screws.

4. Replace the Dome Light lens.



OPERATION:

Switch positions shown below:



TECHNICAL SPECIFICATIONS	
Overall Dimensions:	Ø6.2" x 1.5"D
Input Voltage Range:	10 - 16 Vdc
Current Consumption:	<0.2 Amps
# of LEDs:	White: 21 Red: 12
Operating Temperature:	-40° to +65° C



To review our Limited Warranty Statement & Return Policy for this or any SoundOff Signal product please visit our website at www.soundoffsignal.com and select the "Warranty & Returns" link along the left column of our home page. If you have questions regarding this product please contact Technical Services, Monday - Friday, 8 am to 5 pm at 1.800.338.7337, press #4 to skip the automated message. Questions or comments that do not require immediate attention may be emailed to techsupport@soundoffsignal.com.

1.800.338.7337. / www.soundoffsignal.com / Thank you for trusting us with your safety!